

No filter is applied.

DAPPIC Short Surveys - Two Week Survey Report

Institution - Course Group Name

This report is prepared for Institution - Course Group Name.

Total number of responses: 106

Latest recorded response date: August 14, 2024

This report and the underlying survey was developed by CRA's Center for Evaluating the Research Pipeline (CERP) and Northeastern University's (CIC) as part of the Data Alliance on Persistence and Perception in Computing (DAPPIC).

This report has the following sections:

1. Motivation for course enrollment
2. Course and degree support structures
3. Sense of Belonging
4. Self-Efficacy
5. Demographics

Sections 1-4 presents data for all students who responded in a graphic (a bar chart) followed by a series of tables that break down the questions in that section by prior experience with computing activities, and gender and race/ethnicity.

If you have any questions about the survey or the report, please contact: cerp@cra.org

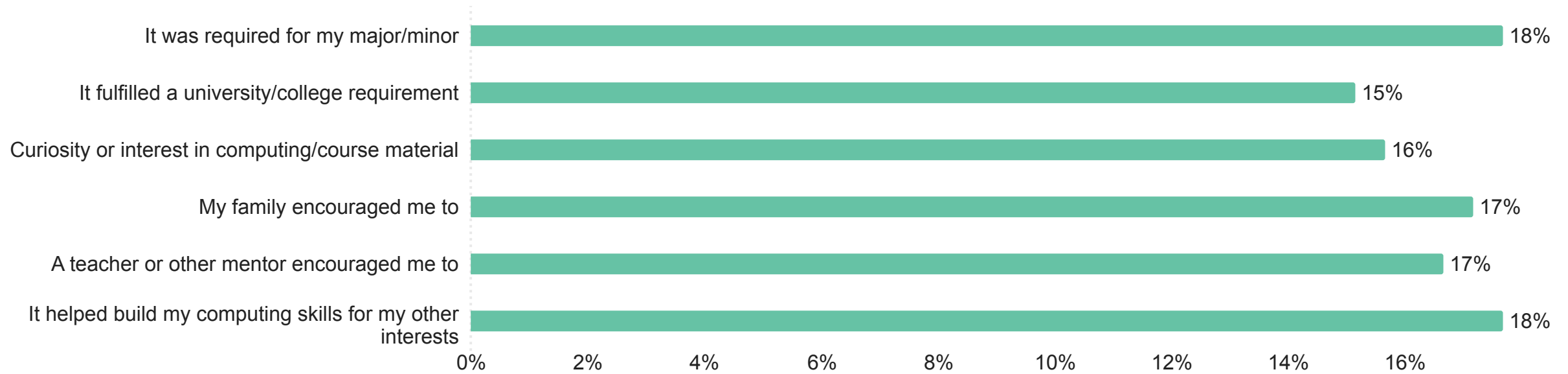
DAPPIC is supported by funding from the National Science Foundation to Northeastern University and CRA (Awards: 2216629 and 2335072).



1. Motivation for Course Enrollment

Why did you enroll in this computing course? Choose up to 3 responses.

102 Responses



Responses by prior experience

102 Responses

(% within each group)

	Academic Activities	Extracurricular Activities	No Computing Activities
It was required for my major/minor	17%	18%	20%
It fulfilled a university/college requirement	15%	15%	16%
Curiosity or interest in computing/course material	17%	16%	13%
My family encouraged me to	17%	17%	15%
A teacher or other mentor encouraged me to	16%	17%	16%
It helped build my computing skills for my other interests	18%	18%	18%

Academic Activities - Had one or more of the following experiences prior to taking this course: Took AP Computer Science A, Took AP Computer Science Principles, Took AP Computer Science AB, Took dual enrollment courses in computer science. **Extracurricular Activities** - Had one or more of the following experiences prior to entering college: Learned a computer programming language, Engaged in software or hardware related projects, Took part in student groups related to computing, Completed an online course(s) related to computing (e.g. MOOC), Attended workshop or other training in computing (e.g., through your local library, community center, etc.) **No Computing Activities** - Did not have any of the activities listed above prior to entering college.

1. Motivation for Course Enrollment: Why did you enroll in this computing course? Choose up to 3 responses.

Responses from men

19 Responses

(% within each group)

	Asian	Black	Hispanic	Native/Indigenous	White	Other Race	All
It was required for my major/minor	0%	0%	13%	8%	14%	0%	11%
It fulfilled a university/college requirement	36%	33%	17%	33%	29%	43%	23%
Curiosity or interest in computing/course material	18%	0%	9%	17%	29%	29%	11%
My family encouraged me to	9%	17%	35%	8%	14%	0%	26%
A teacher or other mentor encouraged me to	18%	33%	4%	17%	0%	14%	9%
It helped build my computing skills for my other interests	18%	17%	22%	17%	14%	14%	20%

Responses from women

23 Responses

(% within each group)

	Asian	Black	Hispanic	Native/Indigenous	White	Other Race	All
It was required for my major/minor	23%	18%	23%	14%	14%	23%	22%
It fulfilled a university/college requirement	0%	0%	20%	0%	0%	0%	13%
Curiosity or interest in computing/course material	38%	45%	13%	36%	43%	38%	20%
My family encouraged me to	8%	9%	17%	14%	14%	8%	16%
A teacher or other mentor encouraged me to	23%	18%	10%	21%	14%	23%	13%
It helped build my computing skills for my other interests	8%	9%	17%	14%	14%	8%	16%

Responses from non-binary/other gender

58 Responses

(% within each group)

	Asian	Black	Hispanic	Native/Indigenous	White	Other Race	All
It was required for my major/minor	18%	26%	14%	20%	19%	19%	17%
It fulfilled a university/college requirement	20%	20%	6%	20%	26%	23%	14%
Curiosity or interest in computing/course material	12%	6%	20%	11%	4%	13%	16%
My family encouraged me to	17%	17%	14%	17%	26%	17%	16%
A teacher or other mentor encouraged me to	15%	17%	27%	14%	11%	13%	20%
It helped build my computing skills for my other interests	18%	14%	18%	18%	15%	17%	18%

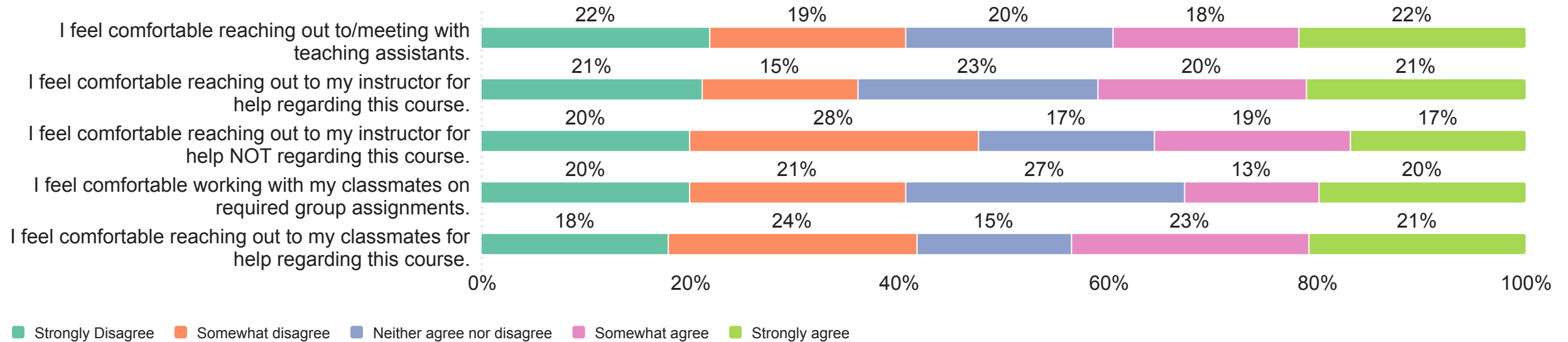
2. Course and degree support structures

Please indicate the extent to which you disagree or agree with the following statements:

(1) Strongly disagree - (5) Strongly agree

I feel comfortable ...

101 Responses



Responses by prior experience

101 Responses

(mean values)

	Academic Activities	Extracurricular Activities	No Computing Activities
I feel comfortable reaching out to/meeting with teaching assistants.	2.93	3.02	2.92
I feel comfortable reaching out to my instructor for help regarding this course.	3.14	3.04	3.13
I feel comfortable reaching out to my instructor for help NOT regarding this course.	2.85	2.93	2.94
I feel comfortable working with my classmates on required group assignments.	3.01	2.96	2.85
I feel comfortable reaching out to my classmates for help regarding this course.	3.07	3.09	3.23

Academic Activities - Had one or more of the following experiences prior to taking this course: Took AP Computer Science A, Took AP Computer Science Principles, Took AP Computer Science AB, Took dual enrollment courses in computer science. **Extracurricular Activities** - Had one or more of the following experiences prior to entering college: Learned a computer programming language, Engaged in software or hardware related projects, Took part in student groups related to computing, Completed an online course(s) related to computing (e.g. MOOC), Attended workshop or other training in computing (e.g., through your local library, community center, etc.) **No Computing Activities** - Did not have any of the activities listed above prior to entering college.

2. Course and degree support structures: Please indicate the extent to which you disagree or agree with the following statements:

(1) Strongly disagree - (5) Strongly agree

I feel comfortable ... (Strongly disagree (1) - Strongly agree (5))

19 Responses

(mean values)

	Asian	Black	Hispanic	Native/Indigenous	White	Other Race	All
I feel comfortable reaching out to/meeting with teaching assistants.	3.14	2.75	3.27	3.25	3.40	3.20	3.26
I feel comfortable reaching out to my instructor for help regarding this course.	3.00	2.75	2.91	2.75	3.40	3.00	2.84
I feel comfortable reaching out to my instructor for help NOT regarding this course.	2.86	2.75	2.82	2.63	2.80	2.80	2.74
I feel comfortable working with my classmates on required group assignments.	2.71	2.00	2.18	2.63	3.00	2.80	2.37
I feel comfortable reaching out to my classmates for help regarding this course.	3.14	3.25	3.09	3.13	3.20	2.60	3.11

Responses from women

23 Responses

(mean values)

	Asian	Black	Hispanic	Native/Indigenous	White	Other Race	All
I feel comfortable reaching out to/meeting with teaching assistants.	2.88	2.83	2.50	3.00	2.20	2.88	2.70
I feel comfortable reaching out to my instructor for help regarding this course.	4.13	4.17	3.93	3.88	4.00	4.13	3.96
I feel comfortable reaching out to my instructor for help NOT regarding this course.	3.38	3.00	2.00	3.38	2.60	3.38	2.61
I feel comfortable working with my classmates on required group assignments.	3.00	3.33	2.36	3.13	2.60	3.00	2.65
I feel comfortable reaching out to my classmates for help regarding this course.	3.50	3.50	3.07	3.00	3.00	3.50	3.13

Responses from non-binary/other gender

58 Responses

(mean values)

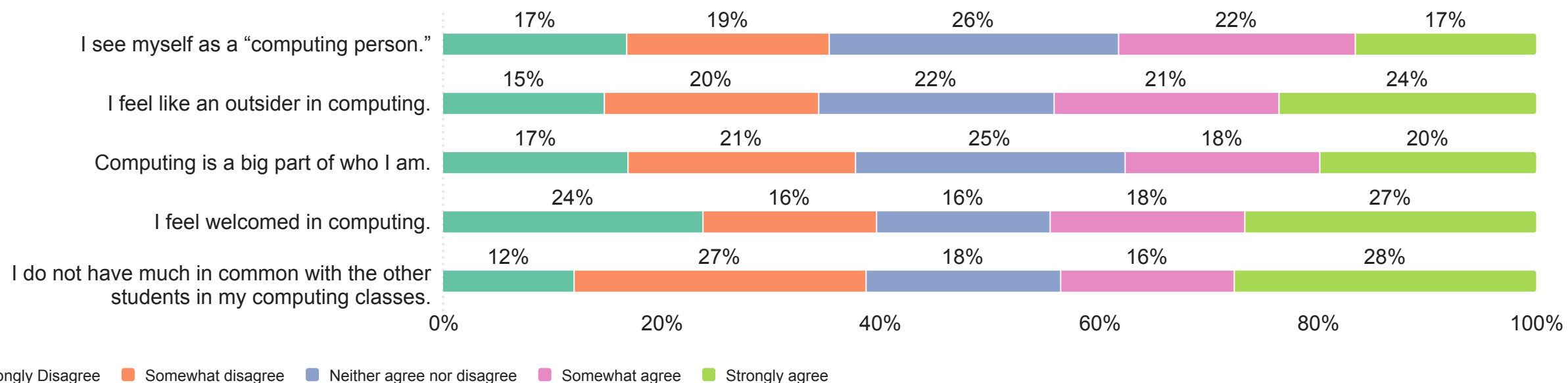
	Asian	Black	Hispanic	Native/Indigenous	White	Other Race	All
I feel comfortable reaching out to/meeting with teaching assistants.	2.64	2.47	3.58	2.56	3.00	2.92	3.02
I feel comfortable reaching out to my instructor for help regarding this course.	2.85	2.79	2.71	2.78	2.65	2.80	2.76
I feel comfortable reaching out to my instructor for help NOT regarding this course.	2.97	3.05	3.00	2.88	2.88	3.00	2.97
I feel comfortable working with my classmates on required group assignments.	2.94	2.89	3.54	3.00	2.94	2.80	3.17
I feel comfortable reaching out to my classmates for help regarding this course.	2.94	3.21	3.04	3.03	3.06	3.08	3.00

3. Sense of Belonging

Please indicate the extent to which you disagree or agree with the following statements:

(1) Strongly disagree - (5) Strongly agree

102 Responses



Responses by prior experience

102 Responses

(mean values)

	Academic Activities	Extracurricular Activities	No Computing Activities
I see myself as a “computing person.”	3.02	3.05	3.15
I feel like I “belong” in computing.	3.07	3.11	2.85
I feel like an outsider in computing.	3.18	3.22	3.29
Computing is a big part of who I am.	3.13	3.08	3.06
I feel welcomed in computing.	3.09	3.13	2.98
I do not have much in common with the other students in my computing classes.	3.27	3.20	3.25

Academic Activities - Had one or more of the following experiences prior to taking this course: Took AP Computer Science A, Took AP Computer Science Principles, Took AP Computer Science AB, Took dual enrollment courses in computer science. **Extracurricular Activities** - Had one or more of the following experiences prior to entering college: Learned a computer programming language, Engaged in software or hardware related projects, Took part in student groups related to computing, Completed an online course(s) related to computing (e.g. MOOC), Attended workshop or other training in computing (e.g., through your local library, community center, etc.) **No Computing Activities** - Did not have any of the activities listed above prior to entering college.

3. Sense of Belonging: Please indicate the extent to which you disagree or agree with the following statements:

(1) Strongly disagree - (5) Strongly agree

Responses from men

19 Responses

(mean values)

	Asian	Black	Hispanic	Native/Indigenous	White	Other Race
I see myself as a "computing person."	1.86	2.25	3.27	1.75	1.20	1.40
I feel like I "belong" in computing.	3.14	3.25	3.55	3.13	3.00	2.60
I feel like an outsider in computing.	3.00	2.50	2.82	3.25	4.20	3.00
Computing is a big part of who I am.	2.86	3.25	3.45	2.88	2.80	2.80
I feel welcomed in computing.	3.00	3.50	4.00	2.75	3.20	2.60
I do not have much in common with the other students in my computing classes.	3.43	3.50	3.64	3.63	3.40	3.40

Responses from women

23 Responses

(mean values)

	Asian	Black	Hispanic	Native/Indigenous	White	Other Race
I see myself as a "computing person."	3.13	3.00	3.29	3.00	3.00	3.13
I feel like I "belong" in computing.	3.00	3.50	2.57	3.13	2.60	3.00
I feel like an outsider in computing.	3.25	2.83	3.14	2.75	3.20	3.25
Computing is a big part of who I am.	3.13	2.50	2.79	3.00	3.20	3.13
I feel welcomed in computing.	2.63	2.33	3.07	2.38	2.20	2.63
I do not have much in common with the other students in my computing classes.	3.88	4.00	2.79	4.00	4.20	3.88

Responses from non-binary/other gender

58 Responses

(mean values)

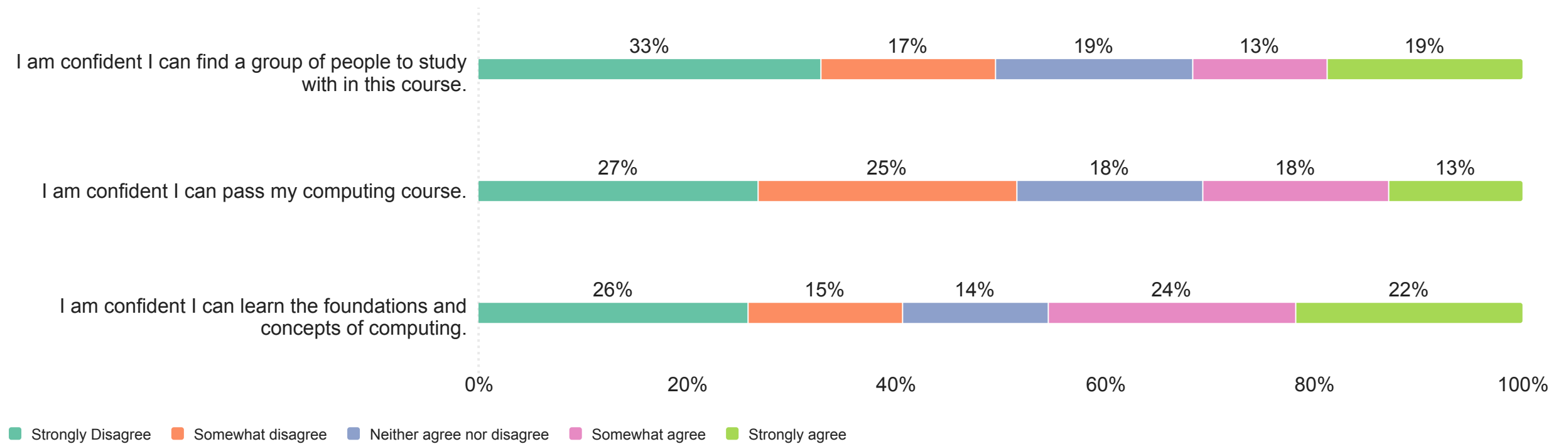
	Asian	Black	Hispanic	Native/Indigenous	White	Other Race
I see myself as a "computing person."	3.30	3.47	2.92	3.19	3.12	3.36
I feel like I "belong" in computing.	3.00	2.63	3.42	3.00	2.71	2.96
I feel like an outsider in computing.	2.97	2.95	3.79	3.00	2.94	3.04
Computing is a big part of who I am.	3.15	3.16	2.75	3.16	3.35	3.28
I feel welcomed in computing.	2.88	2.89	3.08	2.94	3.24	2.72
I do not have much in common with the other students in my computing classes.	3.12	3.21	3.08	3.13	3.24	3.08

4. Self Efficacy

Please indicate the extent to which you disagree or agree with the following statements:

(1) Strongly disagree - (5) Strongly agree

101 Responses



Responses by prior experience

101 Responses

(mean values)

	Academic Activities	Extracurricular Activities	No Computing Activities
I am confident I can find a group of people to study with in this course.	2.72	2.61	2.65
I am confident I can pass my computing course.	2.65	2.66	2.63
I am confident I can learn the foundations and concepts of computing.	2.91	3.02	2.77

Academic Activities - Had one or more of the following experiences prior to taking this course: Took AP Computer Science A, Took AP Computer Science Principles, Took AP Computer Science AB, Took dual enrollment courses in computer science. **Extracurricular Activities** - Had one or more of the following experiences prior to entering college: Learned a computer programming language, Engaged in software or hardware related projects, Took part in student groups related to computing, Completed an online course(s) related to computing (e.g. MOOC), Attended workshop or other training in computing (e.g., through your local library, community center, etc.) **No Computing Activities** - Did not have any of the activities listed above prior to entering college.

4. Self Efficacy: Please indicate the extent to which you disagree or agree with the following statements:

(1) Strongly disagree - (5) Strongly agree

Responses from men

19 Responses

(mean values)

	Asian	Black	Hispanic	Native/Indigenous	White	Other Race	All
I am confident I can find a group of people to study with in this course.	3.43	3.25	2.64	3.25	2.80	2.80	2.89
I am confident I can pass my computing course.	2.00	2.25	2.64	2.38	2.60	2.00	2.53
I am confident I can learn the foundations and concepts of computing.	2.86	3.25	3.45	2.63	2.80	3.40	3.11

Responses from women

23 Responses

(mean values)

	Asian	Black	Hispanic	Native/Indigenous	White	Other Race	All
I am confident I can find a group of people to study with in this course.	3.38	3.17	2.36	2.88	3.20	3.38	2.65
I am confident I can pass my computing course.	3.13	3.17	2.64	2.75	2.80	3.13	2.74
I am confident I can learn the foundations and concepts of computing.	3.25	2.83	3.00	2.75	3.00	3.25	3.00

Responses from non-binary/other gender

58 Responses

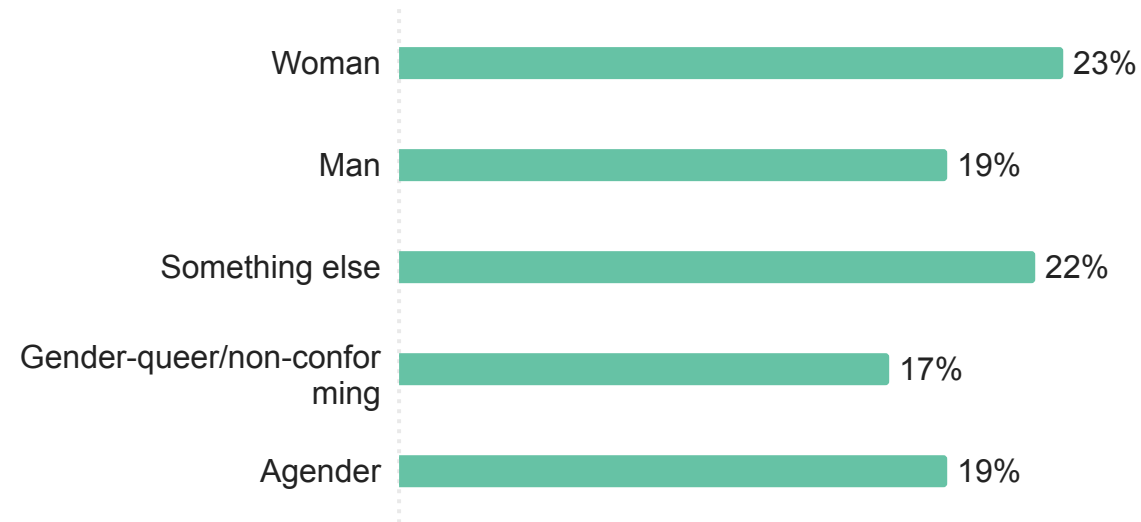
(mean values)

	Asian	Black	Hispanic	Native/Indigenous	White	Other Race	All
I am confident I can find a group of people to study with in this course.	2.67	2.74	2.50	2.59	2.47	2.72	2.62
I am confident I can pass my computing course.	2.67	2.63	2.54	2.72	2.76	2.52	2.66
I am confident I can learn the foundations and concepts of computing.	2.73	2.79	3.25	2.75	2.82	2.80	2.95

5. Demographics

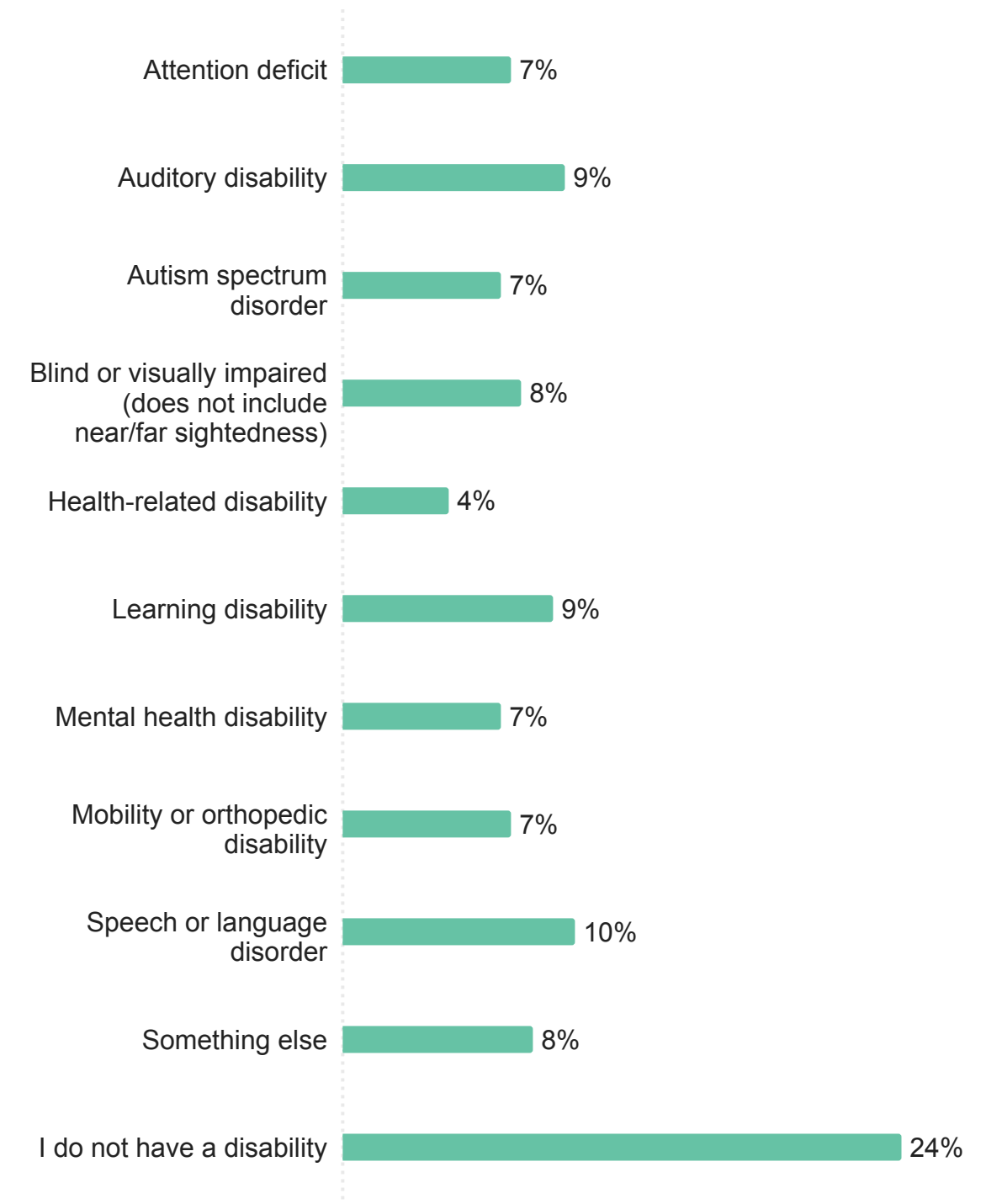
What is your gender identity?

100 Responses



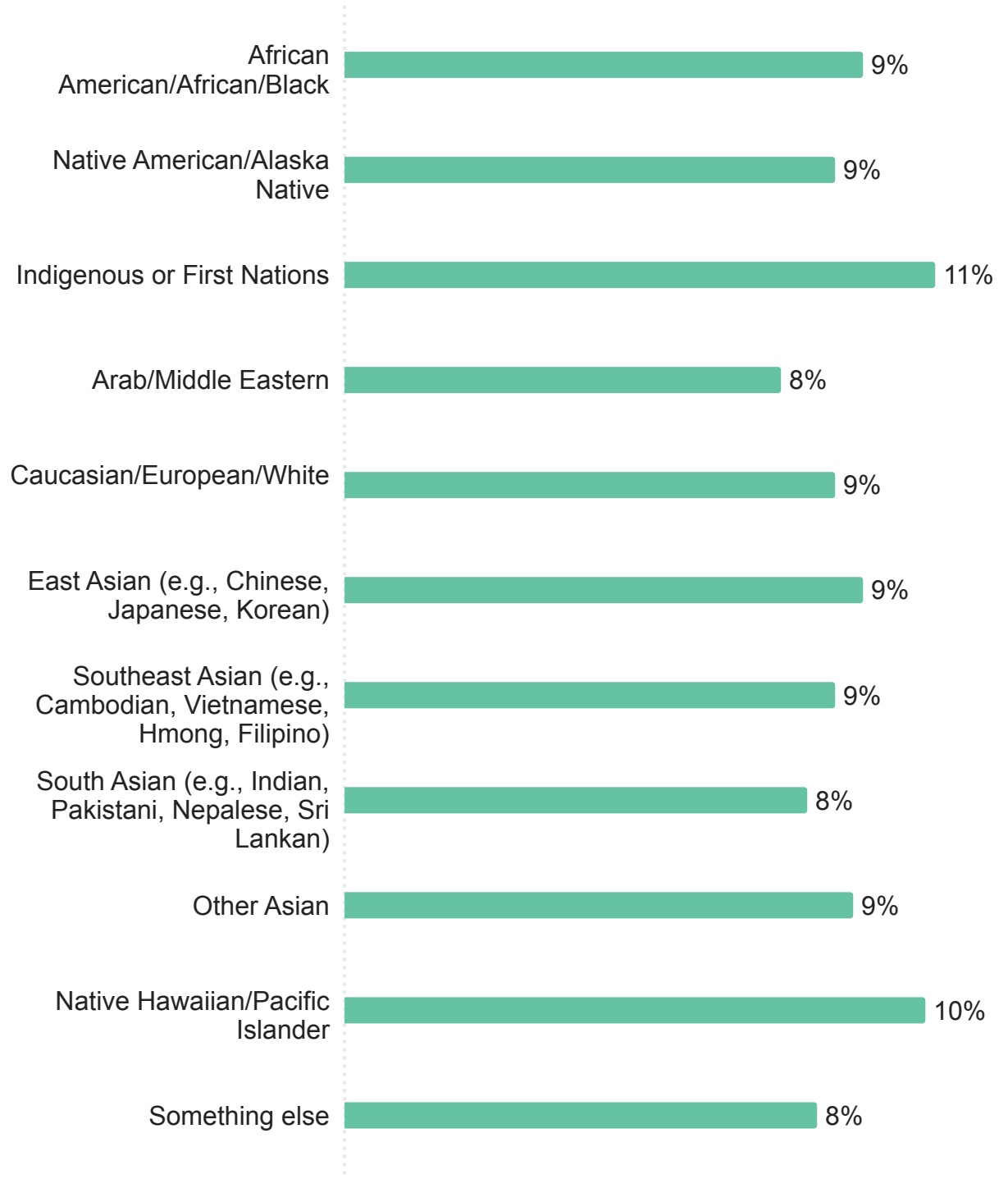
What type of disability do you have?

100 Responses



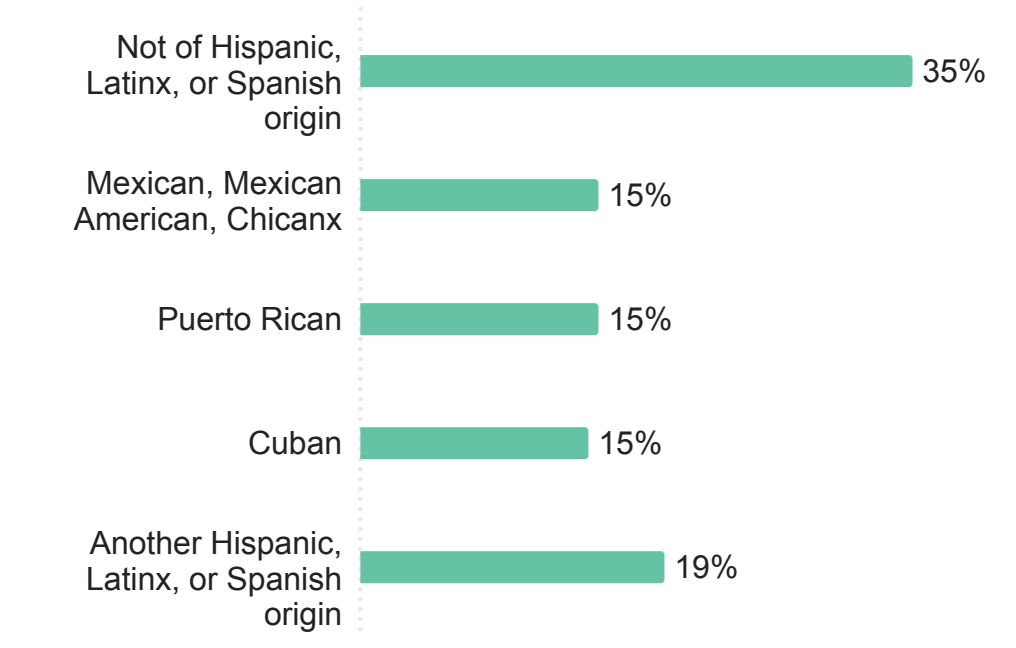
What is your race? Select all that apply.

100 Responses



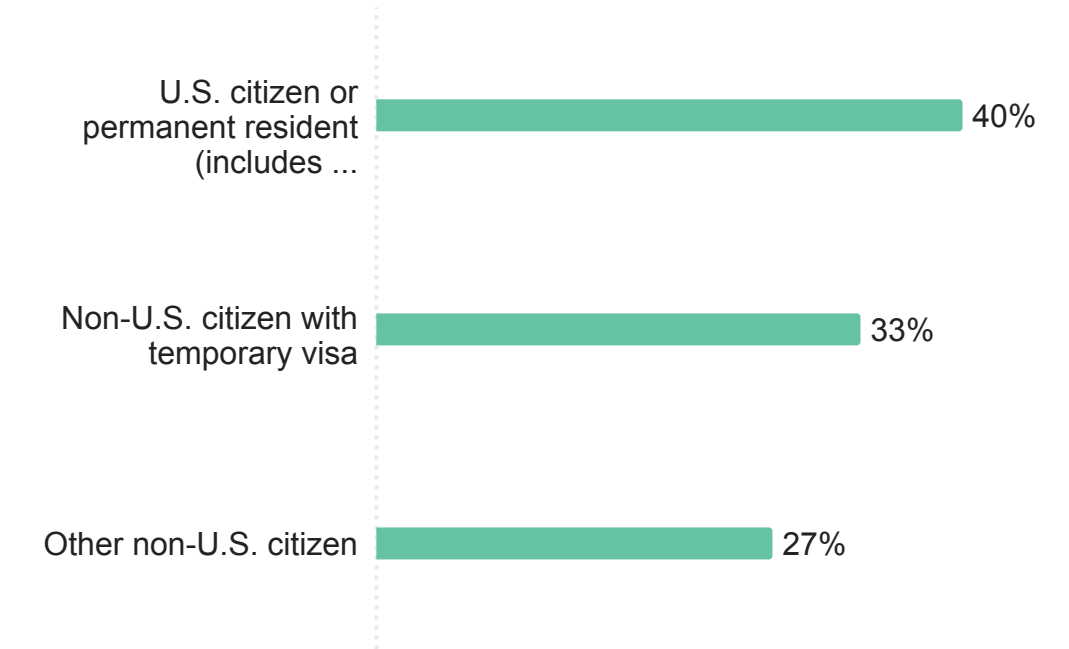
What is your ethnicity? Select all that apply.

100 Responses



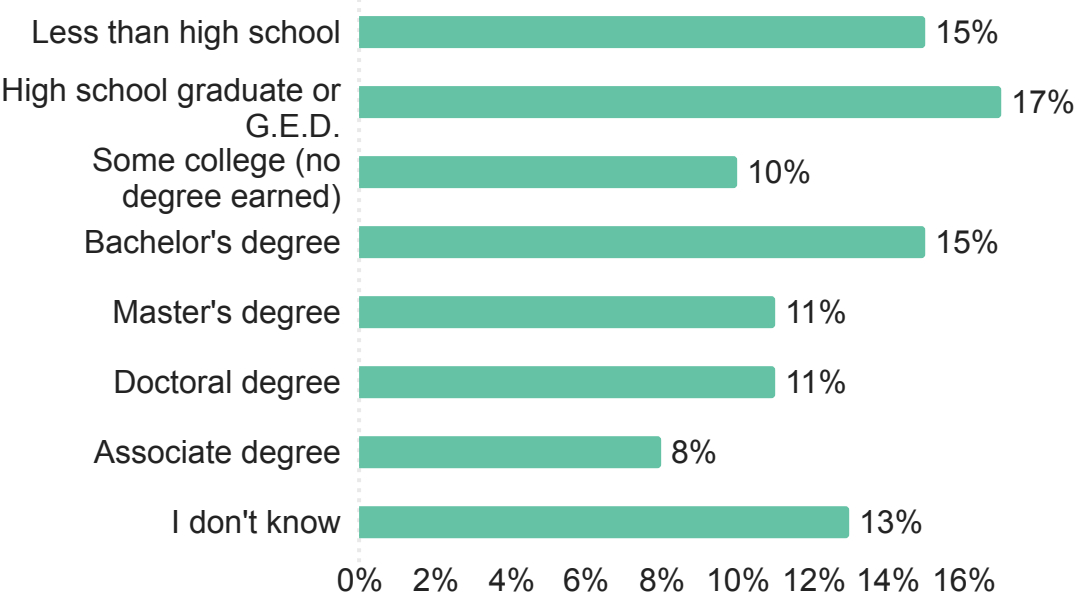
What is your citizenship status?

100 Responses



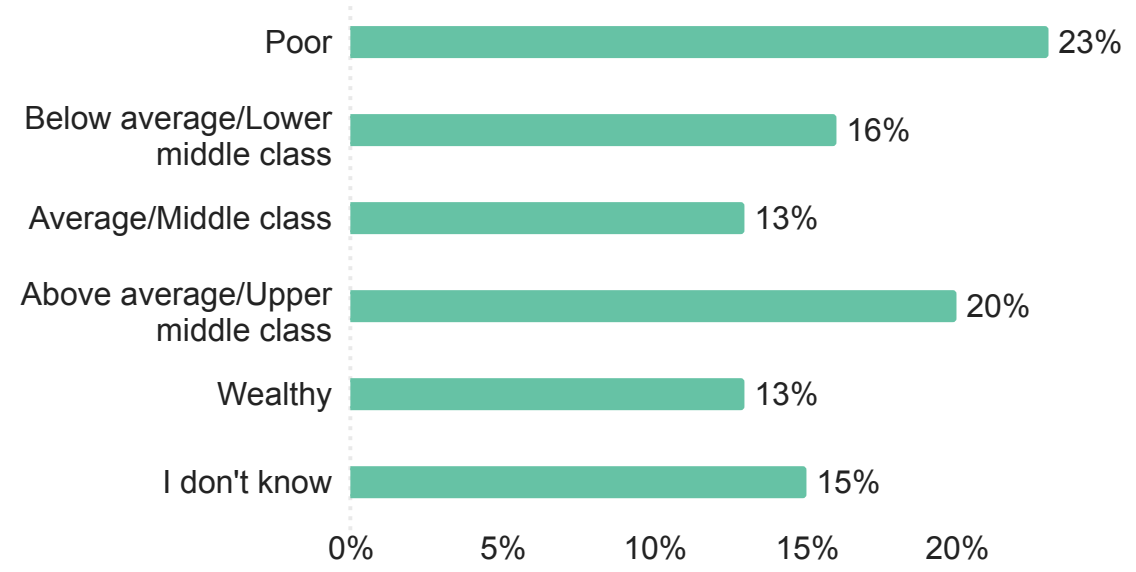
Highest level of education attained by any of your parent(s)/guardians?

100 Responses



Growing up, what do you think your family's socioeconomic status was?

100 Responses



Do any of your parent(s)/guardian(s) currently have, or have held, a career in a STEM field?

100 Responses

